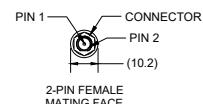


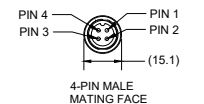
Revision Notes				
R1 - ADDING BRACKET LOCATION, RELEASE VIA P1012.				
APA: SOFIA ZHANG	Drawn: L. PILLAY	Checked: S. LAVER	Approved: B. JOHN	Date: 08/09/2017

VIEW A



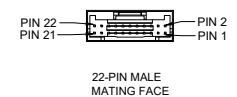
PIN #	DESCRIPTION
1	DATA AND 3V-5V
2	GND

VIEW B



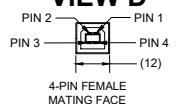
PIN #	DESCRIPTION
1	12V
2	GND
3	AUDIO
4	VIDEO

VIEW C



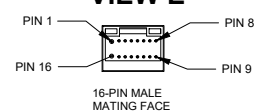
PIN#	DESCRIPTION
1	INPUT - 1
2	+5V
3	INPUT - 2
4	GND
5	INPUT - 3
6	485A-1
7	INPUT - 4
8	485B-1
9	INPUT - 5
10	GND
11	INPUT - 6
12	485A-2
13	INPUT - 7
14	485B-2
15	INPUT - 8
16	OUTPUT - 1
17	SPEED SIGNAL
18	OUTPUT - 2
19	SPEED GND
20	GND
21	GND
22	12V OUT

VIEW D



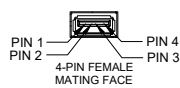
PIN #	DESCRIPTION
1	+5V
2	USB DATA -
3	USB DATA +
4	GND

VIEW E



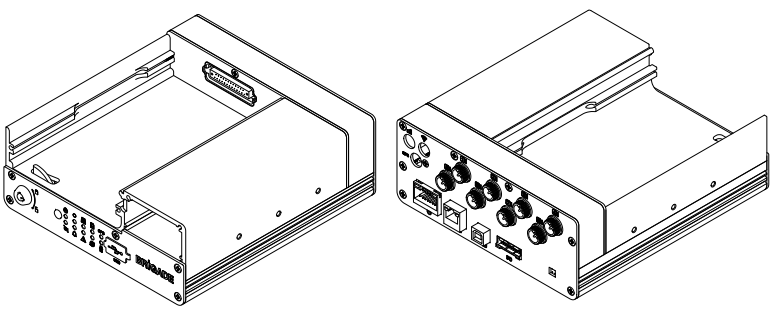
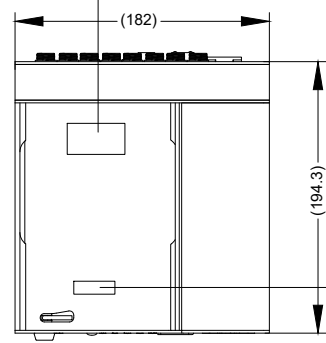
PIN#	DESCRIPTION
1	12V / 24V
2	12V / 24V
3	IGNITION
4	N.C
5	GND (VIDEO)
6	VIDEO
7	AUDIO
8	N.C
9	N.C
10	N.C
11	N.C
12	N.C
13	N.C
14	N.C
15	GND
16	GND

VIEW F


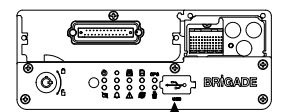
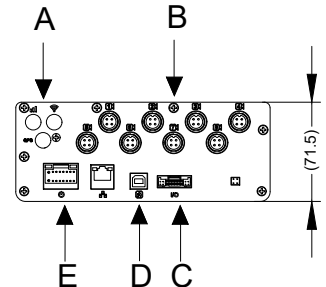
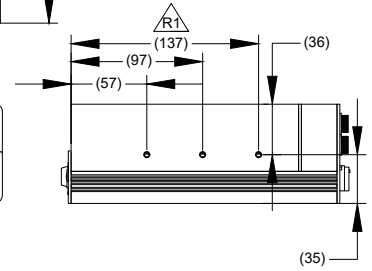


PIN #	DESCRIPTION
1	+5V
2	USB DATA -
3	USB DATA +
4	GND

PRODUCT NUMBER LABEL LOCATION



SERIAL NUMBER LABEL LOCATION



- NOTES:
1. REFERENCE INSTRUCTION MANUAL FOR FUNCTIONALITY.
 2. NOT BACKWARDS COMPATIBLE WITH MDR-408XX-XXXX.
 3. FOR PRODUCT LABEL REFER TO MASTER BOM.
 4. FOR SERIAL NUMBER LABEL REFER TO MASTER BOM.
 5. ANY CUSTOMER MODIFICATION OF THIS PRODUCT CAUSING SUBSEQUENT FAILURE IS NOT A LIABILITY OF BRIGADE ELECTRONICS GROUP PLC.
 6. FINISH: GUNMETAL GREY.

PROPRIETARY NOTICE
 THIS DESIGN AND TECHNICAL INFORMATION APPEARING ON THIS DRAWING IS THE PROPERTY OF BRIGADE ELECTRONICS, AND IS DISCLOSED IN CONFIDENCE. IT IS NOT TO BE COPIED, REPRODUCED, REVEALED TO OR EXPROPRIATED BY OTHERS, EITHER IN WHOLE OR IN PART WITHOUT THE EXPRESS WRITTEN CONSENT OF BRIGADE ELECTRONICS.



Assembly Pl Approval SOFIA ZHANG	Approved by B. JOHN	Checked by M. BUTLER	Released 08/05/17	Drawn by L.PILLAY	Assembly Ref N/A
Angle of Projection Third Angle	Units mm	Scale N/A	Status RELEASED	MDR-508-DS	
			Part No 5150	BE-003414-01-16	